


JANUARY 1999
STARTING SERIAL # 25785

EDCO **RAM**
MADE IN USA™

MODEL ALR - BS CHISEL SCALER

INSTRUCTIONS AND PARTS LIST



EQUIPMENT DEVELOPMENT COMPANY, INC.

100 THOMAS JOHNSON DRIVE, FREDERICK, MARYLAND 21702-4600 USA

PHONE (301)663-1600

TOLL FREE 1-800-638-3326

FAX (301)663-1607

FAX FREE 1-800-447-3326

WEBSITE: www.edcoinc.com

EMAIL: sales@edcoinc.com

E-ALRBS-IP-1/99

PRINTED IN U.S.A.

The Big Stick

MADE IN USA

Chisel Scaler
Model ALR - BS

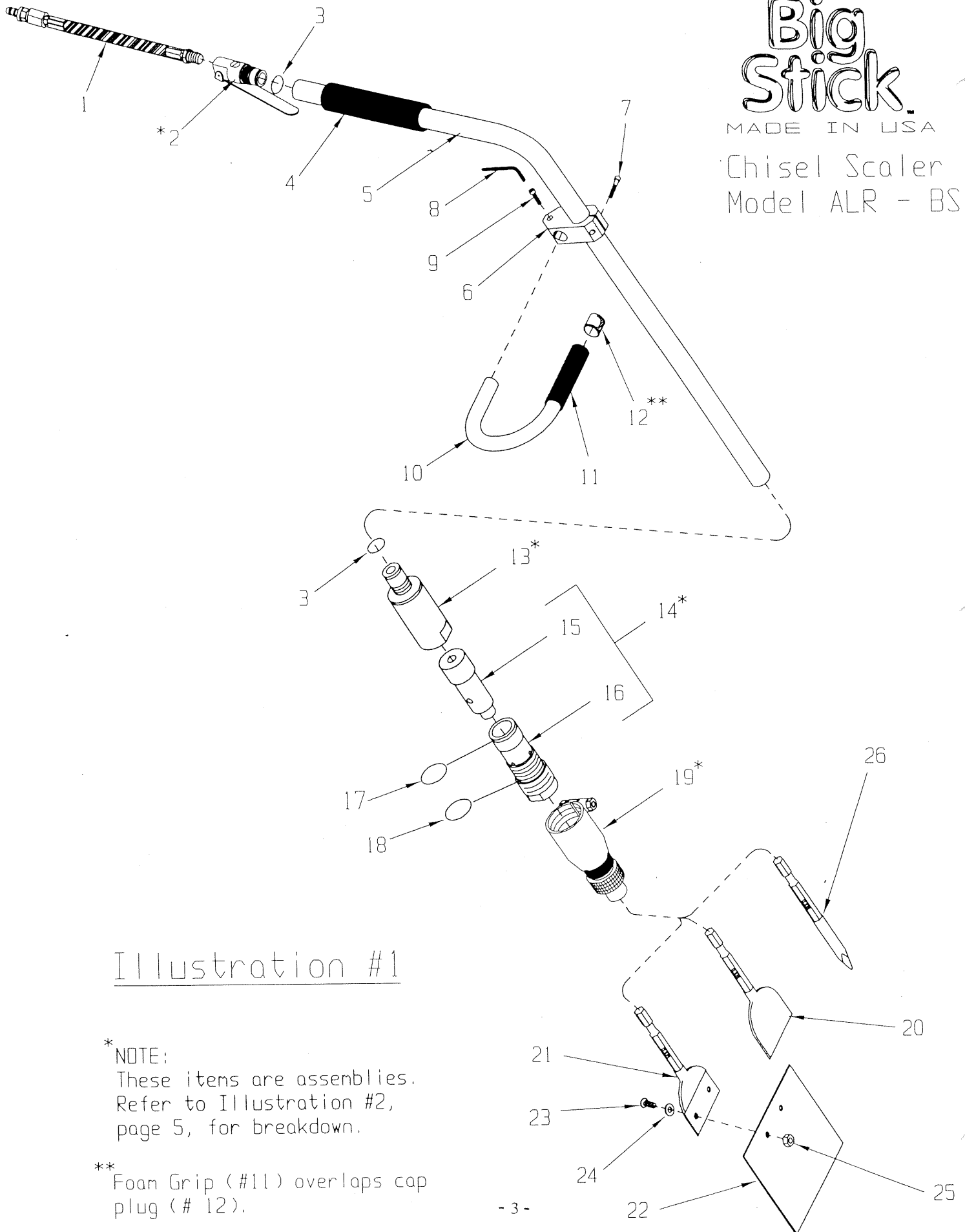


Illustration #1

* NOTE:
These items are assemblies.
Refer to Illustration #2,
page 5, for breakdown.

** Foam Grip (#11) overlaps cap plug (#12).

PARTS LISTING - ILLUSTRATION # 1

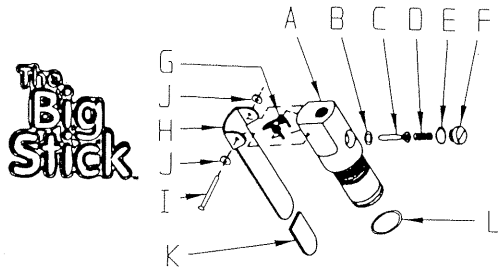
ITEM #	PART #	DESCRIPTION	QTY.
1	27025	WHIP HOSE ASSEMBLY	1
2	27001	VALVE BODY ASSEMBLY (REFER TO ILLUSTRATION # 2 FOR BREAKDOWN)	1
*3	27020	O – RING 2 x 30mm	2
4	27026	GRIP, FOAM 1-1/2" ID x 12" L	1
5	27006	CASING, ERGONOMIC STEEL	1
6	27007	CLAMP, ERGONOMIC HANDLE	1
7	10856	SCREW, SKT. HD. CAP 1/4-20 x 1-1/2	1
8	66045	WRENCH, HEX KEY 3/16 in.	1
9	10869	SCREW, SKT. HD. CAP 1/4-20 x 1	1
10	C10588	HANDLE, U – SHAPED	1
11	61067	GRIP, FOAM 7/8" ID x 5" L	1
12	C10598	PLUG, CAP 1"	1
13	27008	CYLINDER HOUSING ASSEMBLY (STEEL) (REFER TO ILLUSTRATION # 2 FOR BREAKDOWN)	1
14	27028	PISTON & CYLINDER ASSEMBLY (INCLUDES ITEMS 15 THRU 18)	
15	27013	PISTON	1
16	27012	CYLINDER	1
*17	27021	O – RING 2 x 52mm	1
*18	27022	O – RING 2 x 55mm	1
19	27014	CHISEL HOLDER ASSEMBLY, 7/8" HEX SHANK (REFER TO ILLUSTRATION # 2 FOR BREAKDOWN)	1
20		CHISEL, 7/8" SHANK	1
	27033	BS-3 3" SINGLE BEVEL (STANDARD)	
	27031	BS-2 2" SINGLE BEVEL (OPTIONAL)	
	27032	BS-2D 2" DOUBLE BEVEL (OPTIONAL)	
21	27034	BS-3M 3" MILLED CHISEL, 7/8" SHANK (OPTIONAL)	
22		SCRAPER BLADES (TO BE USED w/ # 27034 MILLED CHISEL)	
	27035	BS-6S 6" STANDARD (5-PACK) (OPTIONAL)	
	27036	BS-6B 6" w/ BEVEL (5-PACK) (OPTIONAL)	
23	10855	SCREW, SKT. BUTTON HEAD 3/8-24 x 1	2
24	10025	WASHER, FLAT 3/8	2
25	10152	NUT, NYLON LOCK 3/8-24	2
26	27037	BS – MPT CHIPPING POINT (OPTIONAL)	

*** NOTE :**

TO ORDER KIT OF ALL O – RINGS (8 TOTAL) USE PART # 27030
THIS KIT INCLUDES ITEMS # 3, 17, & 18 FROM ILLUSTRATION
1 AND ITEMS 2-B, 2-E, 13-D, 13-E, & 13-F FROM ILLUSTRATION
2.

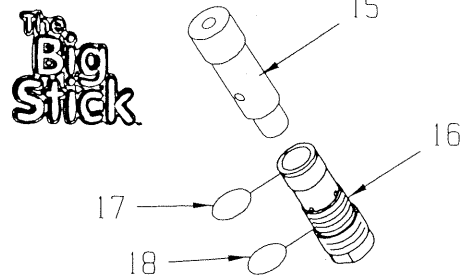
ILLUSTRATION #2

ITEM #2 27001 VALVE BODY ASSEMBLY



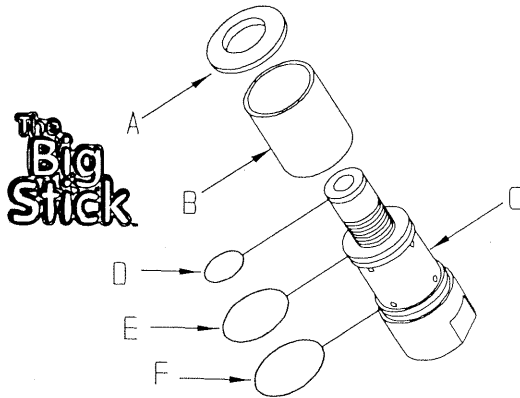
ITEM	PART #	DESCRIPTION	QTY.
2 - A	27002	Valve Body	1
2 - B	27038	O - Ring, #112, 3/32 x 1/2" ID	1
2 - C	27003	Valve Stem	1
2 - D	C10542	Spring, Valve Stem	1
2 - E	27039	O - Ring, 2 x 18mm	1
2 - F	27004	Valve Stem Retainer	1
2 - G	C10585	Spring, Double Torsion	1
2 - H	27027	Lever, Air Valve 6-1/2"	1
2 - I	11556	Rivet, 1/8 x 1-1/2 Oval Head	1
2 - J	11557	Washer, Rivet 1/8"ID x 3/8" OD	2
2 - K	C10569	Grip, Flat Red .125 x .75 x 1.5L	1
2 - L	27020	O - Ring, 2 x 30mm	1

ITEM #14 27028 PISTON & CYLINDER ASSEMBLY



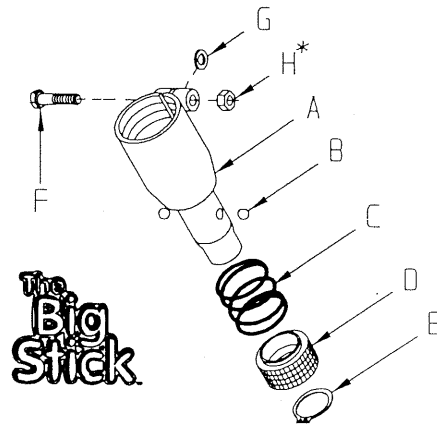
ITEM	PART #	DESCRIPTION	QTY.
15	27013	Piston (Hammer)	1
16	27012	Cylinder	1
17	27021	O - Ring 2 x 52mm	1
18	27022	O - Ring 2 x 55mm	1

ITEM #13 27008 CYLINDER HOUSING ASSEMBLY



ITEM	PART #	DESCRIPTION	QTY.
13 - A	27011	Cylinder Housing Cap	1
13 - B	27010	Cylinder Housing Sleeve	1
13 - C	27009	Cylinder Housing Main Body	1
13 - D	27020	O - Ring 2 x 30mm	1
13 - E	27023	O - Ring 2 x 65mm	1
13 - F	27024	O - Ring 2 x 67mm	1

ITEM #19 27014 CHISEL HOLDER ASSEMBLY



ITEM	PART #	DESCRIPTION	QTY.
19 - A	27015	Chuck Body	1
19 - B	27017	Ball, Chrome 3/8"	2
19 - C	27018	Spring, Comp. 1.906" OD x 1.41" FL	1
19 - D	27016	Collar, Knurled, Ball Locking	1
19 - E	27019	Retaining Ring, Ext. 1-1/2"	1
19 - F	27029	Screw, Cap 3/8-16 x 1 3/4	1
19 - G	10025	Washer, Flat 3/8	1
19 - H*	10810	Nut, Lock 3/8-16	1

* NOTE: Item H is used as a Jam Nut to prevent the Cap Screw (F) from loosening during operation